

Solution

	w+0j	w+1j	w+2j	w+3j
no matching	8,35E+04	1,58E+04	8,7E+03	3,5E+03

	1GeV	10GeV	20GeV	50GeV	100GeV	500GeV
w+0	8,35E+04	8,35E+04	8,35E+04	8,35E+04	8,35E+04	8,35E+04
0+1	1,07E+05	9,09E+04	8,91E+04	8,61E+04	8,40E+04	8.35+04
0+1+2	1,12E+05	9,29E+04	9,03E+04	8,66E+04	8,44E+04	8,35E+04
0+1+2+3	1,20E+05	9,47E+04	9,07E+04	8,68E+04	8,40E+04	8,35E+04

Slow

Fast

low efficiency

High efficiency

	w+0j	w+1j	w+2j	w+3j
no matching	8,35E+04	1,58E+04	8,7E+03	3,5E+03

	1GeV	10GeV	20GeV	50GeV	100GeV	500GeV
w+0	8,35E+04	8,35E+04	8,35E+04	8,35E+04	8,35E+04	8,35E+04
0+1	1,07E+05	9,09E+04	8,91E+04	8,61E+04	8,40E+04	8.35+04
0+1+2	1,12E+05	9,29E+04	9,03E+04	8,66E+04	8,44E+04	8,35E+04
0+1+2+3	1,20E+05	9,47E+04	9,07E+04	8,68E+04	8,40E+04	8,35E+04

- No effect of the matching for 0 jet sample.

	w+0j	w+1j	w+2j	w+3j
no matching	8,35E+04	1,58E+04	8,7E+03	3,5E+03

	1GeV	10GeV	20GeV	50GeV	100GeV	500GeV
w+0	8,35E+04	8,35E+04	8,35E+04	8,35E+04	8,35E+04	8,35E+04
0+1	1,07E+05	9,09E+04	8,91E+04	8,61E+04	8,40E+04	8.35+04
0+1+2	1,12E+05	9,29E+04	9,03E+04	8,66E+04	8,44E+04	8,35E+04
0+1+2+3	1,20E+05	9,47E+04	9,07E+04	8,68E+04	8,40E+04	8,35E+04

- matching scale too high only the 0 jet sample contributes => all radiations are from pythia

	w+0j	w+1j	w+2j	w+3j
no matching	8,35E+04	1,58E+04	8,7E+03	3,5E+03

	1GeV	10GeV	20GeV	50GeV	100GeV	500GeV
w+0	8,35E+04	8,35E+04	8,35E+04	8,35E+04	8,35E+04	8,35E+04
0+1	1,07E+05	9,09E+04	8,91E+04	8,61E+04	8,40E+04	8.35+04
0+1+2	1,12E+05	9,29E+04	9,03E+04	8,66E+04	8,44E+04	8,35E+04
0+1+2+3	1,20E+05	9,47E+04	9,07E+04	8,68E+04	8,40E+04	8,35E+04

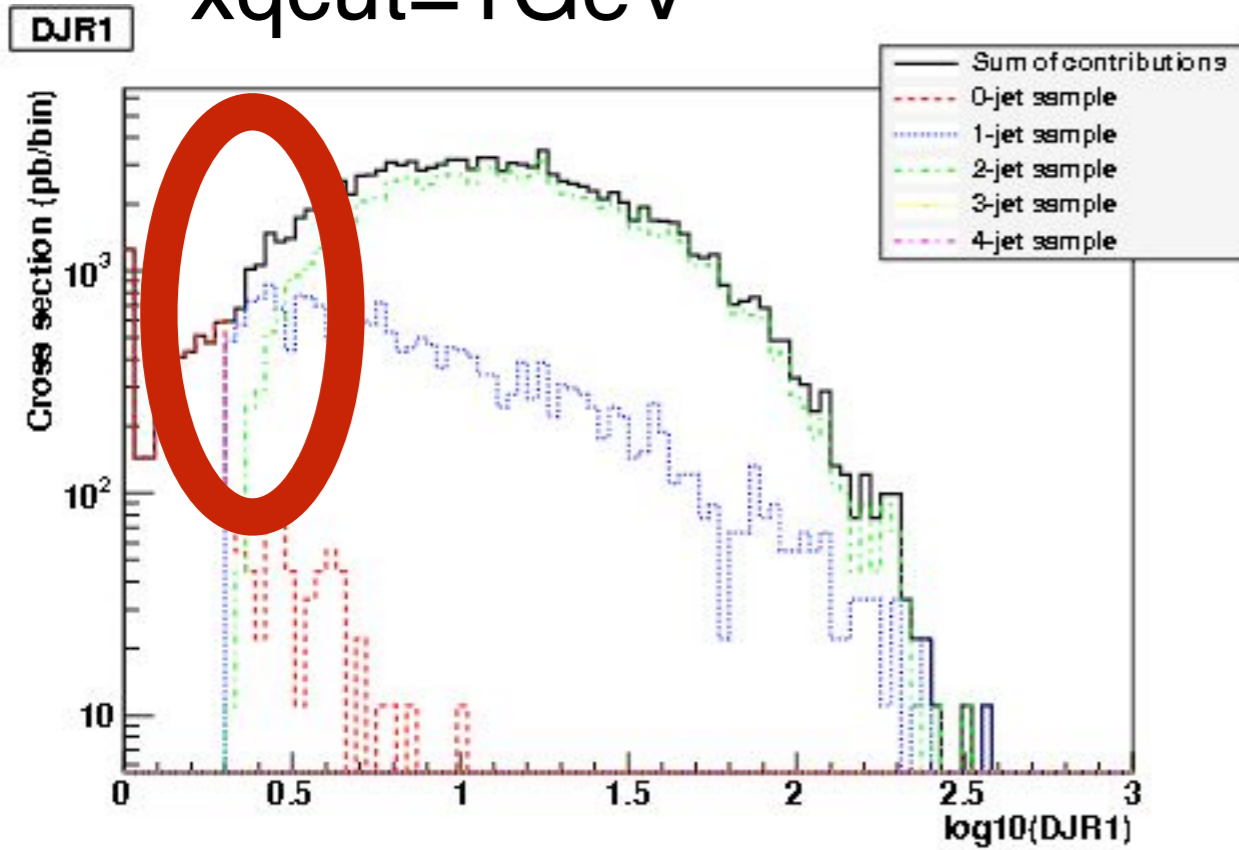
- matching scale too low. Only highest multiplicity sample contributes and low efficiency

	w+0j	w+1j	w+2j	w+3j
no matching	8,35E+04	1,58E+04	8,7E+03	3,5E+03

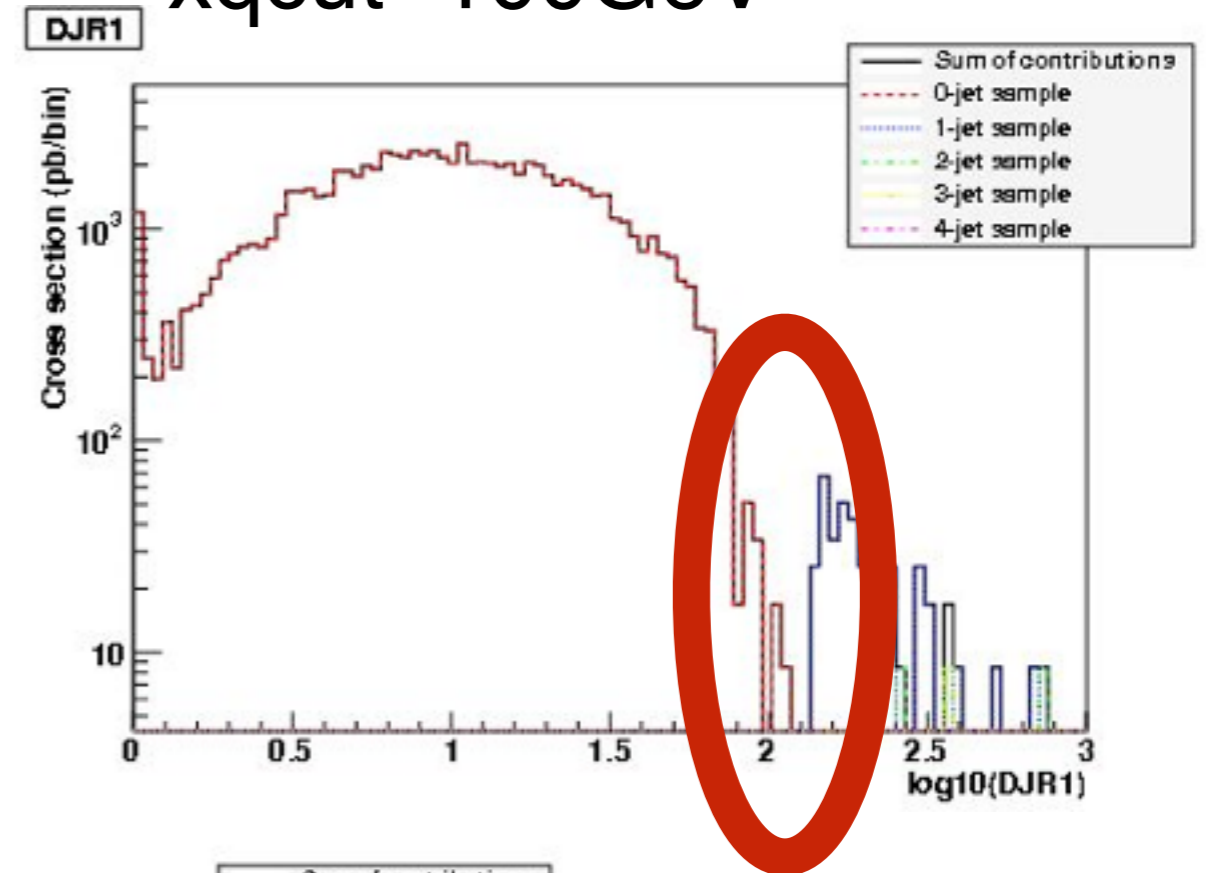
	1GeV	10GeV	20GeV	50GeV	100GeV	500GeV
w+0	8,35E+04	8,35E+04	8,35E+04	8,35E+04	8,35E+04	8,35E+04
0+1	1,07E+05	9,09E+04	8,91E+04	8,61E+04	8,40E+04	8.35+04
0+1+2	1,12E+05	9,29E+04	9,03E+04	8,66E+04	8,44E+04	8,35E+04
0+1+2+3	1,20E+05	9,47E+04	9,07E+04	8,68E+04	8,40E+04	8,35E+04

- Wrong differential rate plot. so to discard.

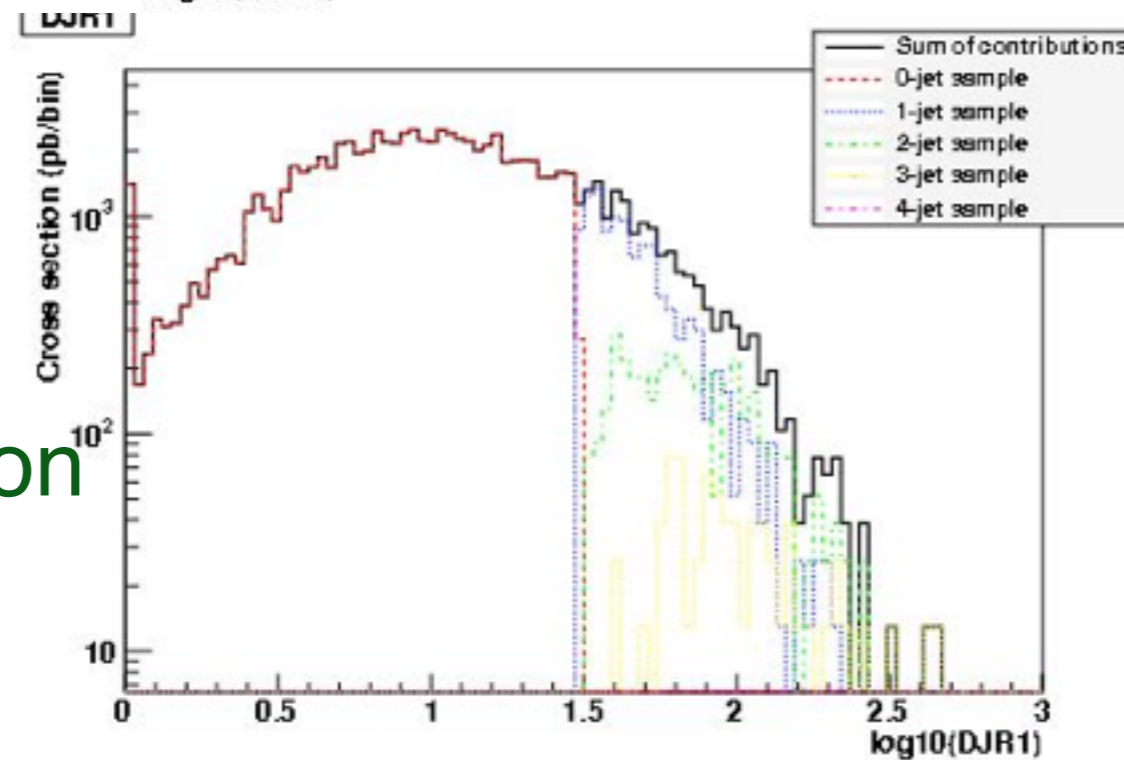
xqcut=1 GeV



xqcut=100 GeV



xqcut=20 GeV
 smooth transition



	w+0j	w+1j	w+2j	w+3j
no matching	8,35E+04	1,58E+04	8,7E+03	3,5E+03

	1GeV	10GeV	20GeV	50GeV	100GeV	500GeV
w+0	8,35E+04	8,35E+04	8,35E+04	8,35E+04	8,35E+04	8,35E+04
0+1	1,07E+05	9,09E+04	8,91E+04	8,61E+04	8,40E+04	8,35E+04
0+1+2	1,12E+05	9,29E+04	9,03E+04	8,66E+04	8,44E+04	8,35E+04
0+1+2+3	1,20E+05	9,17E+04	9,07E+04	8,68E+04	8,40E+04	8,35E+04

- Relatively stable cross-section! Important check.
- Close to the unmatched 0j cross-section